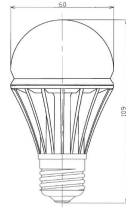


Specification sheet



| | |
|----------------------------|-------------------------|
| Product description | Toshiba LED LAMP E-CORE |
| Model name | LEL-AW6L-E27-2/EUC |
| Product Code | 218-50012 |
| EAN code | 4974550392471 |
| ITF code | 14974550392478 |

■Unique Selling Proposition of TOSHIBA E-CORE LED Lamp

- Low energy and high efficacy.
- Mercury Free
- Instant illumination
- Low Heat Radiation
- Low UV radiation



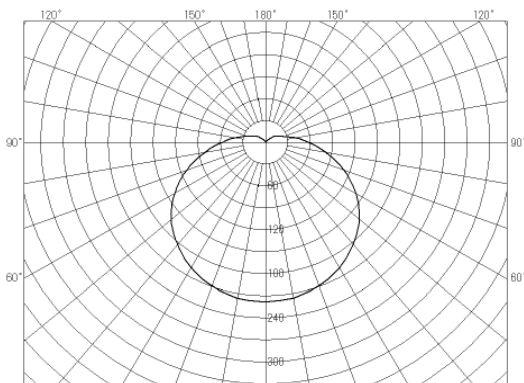
■Technical DATA

| | |
|--|--------------|
| Voltage (V) | 220-240 |
| Wattage (W) | 5,5 |
| Frequency (Hz) | 50 / 60 |
| Input current (mA) | 44 |
| Beam Angle (°) | - |
| CBCP (cd) | - |
| Colour Description | Warm White |
| Colour Temperature (K) | 2700 |
| Colour Rendering Index (Ra) | 80 |
| Average Lifetime (h) | 24.000 |
| Dimming | Not dimmable |
| Base | E27 |
| Overall Length (mm) | 109 |
| Diameter (mm) | 60 |
| Net Weight per piece (g) | 125 |
| Lumen Output (lm) | 250 |
| Lamp efficacy (lm / W) | 45.5 |
| LED Min Lumens to claim wattage equivalence (W) | 25 |
| Lamp Power Factor | ≥0.5 |

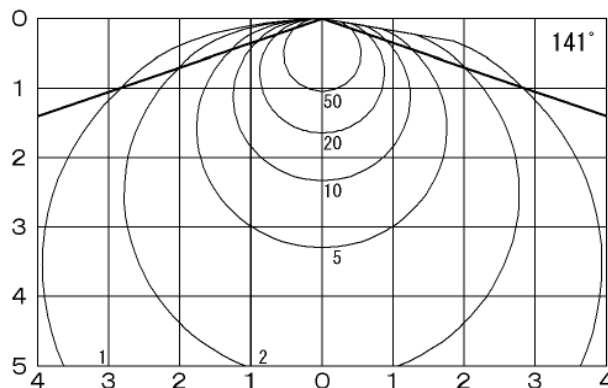
■Packaging Details

| Packaging Type(Std.Pkg.Q'ty) | Dimensions (LxWxH) | Gross Weight (g) | EAN / ITF CODE |
|------------------------------|--------------------------|------------------|-----------------------|
| Gift Box (1pce) | 64mmx63mmx115mm | 25 | 4974550392471 |
| Outer carton (6pcs) | 205mmx140mmx142mm | 103 | 14974550392478 |

[HEIGHT (m):] [unit:lx] INITIAL VALUE



LUMINOUS INTENSITY DISTRIBUTION CURVE (cd/1000lm)



LUMINOUS INTENSITY (cd/1000lm)

| | | | | | | | | | |
|-----|-----|-----|-----|------|----|------|----|------|---|
| 0° | 218 | 40° | 183 | 80° | 82 | 120° | 19 | 160° | 0 |
| 10° | 216 | 50° | 164 | 90° | 57 | 130° | 14 | 170° | 0 |
| 20° | 209 | 60° | 140 | 100° | 39 | 140° | 5 | 180° | 0 |
| 30° | 198 | 70° | 111 | 110° | 27 | 150° | 1 | | |