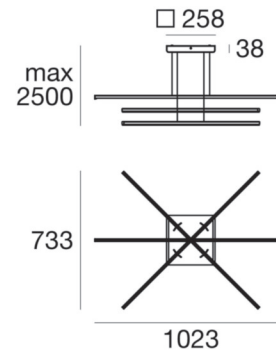



# Straight\_P3



Pendelleuchte | 220-240 V | topLED 34 W 1050 mA | CRI 90  
8202



Technische Daten	
Installationsposition	Decke
Installationsumgebung	Indoor
Lichtquelle	LED
Optik	General Lighting
Light emission direction	downward
Lampenleistung	34 W
Lichtstrom (Lichtquelle)	4557 lm
Frequency	60 - 50 Hz
Ähnlichste Farbtemperatur / Tonalität	2700 K
Farbwiedergabeindex	90 Ra
Isolierklasse	1
IP	IP20
Glühdrahtprüfung	850°
Direkte Montage auf normal entflammaren Oberflächen	Ja
CE	Ja
ETL	Nein
Einschließlich Driver	Ja
Induzione	Nein
Notbeleuchtung	Nein
Motion sensor	Nein
Schwenkbarkeit	Nein
Drehbarkeit	Nein
Begehbarkeit	Nein
Überrollbarkeit	Nein
Einschließlich Kabel	Nein
Harzbeschichtung	Nein
Nettogewicht	0.943 Kg

Oberfläche Gehäuse	
Material	Aluminium
Farbe	Weiß geprägtem RAL 9003
Bearbeitungstyp	Lackierung

Oberfläche Diffusor	
Material	PC
Farbe	Opal

Oberfläche Fassung	
Material	Eisen
Farbe	Weiß geprägtem RAL 9003
Bearbeitungstyp	Lackierung

Pendelleuchte | 220-240 V | topLED 34 W 1050 mA | CRI 90  
8202

Double emission pendant luminaires for indoor application. The warm white LED light source with a general lighting light distribution is composed of 100 topLED LEDs with CCT of 2700 K and a CRI 90; the source luminous flux is 4557 lm, with a 134.0 lm/W nominal luminous efficacy and an operating lifetime (L80) of 80000 hours.

The device body is made of aluminium and features a embossed white ral 9003 finish, processed by means of coating; the diffuser is made of PC; the mounting frame is made of iron, with a embossed white ral 9003 finish, processed by means of coating. The ingress protection degree is IP20; the total weight is of 0.943 kg. The power supply driver is included in the delivery.

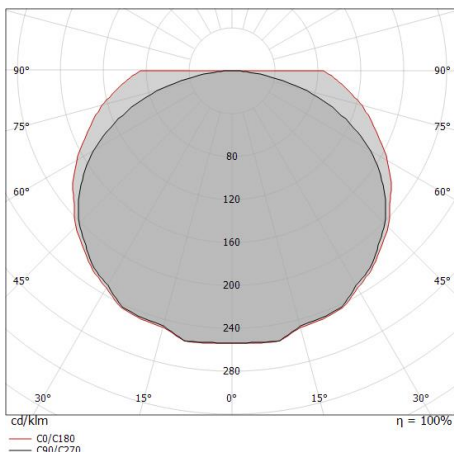
The total absorbed power is 34 W.

The device features protection class I and can be ceiling-mounted.

Illuminotechnical Eigenschaften	
Light Output Ratio (LOR)	34 %
Lichtstrom (Lichtquelle)	4557 lm
Leuchten Lichtstrom	1571 lm
Consumption	34 W
Leuchten Lichtausbeute	46 lm/W
Farbtemperatur	2700 K
Standard Deviation of Colour Matching	3 Step MacAdam
Farbwiedergabeindex	90 Ra
Life / Failure ratio	L80C0B20

UGR	
X=4H   Y=8H	S=0.25H
Reflection factor	70/50/20
UGR transversal	< 19
UGR axial	< 22

OPTICAL	
Light distribution simmetry	Asymmetrical
Ottica C0/C180	148°
Ottica C90/C270	129°



Distance [m]	Cone diameter [m]	Illuminance [lx]	E(0°)	E(C90)	E(C0)
0.5	2.09 3.51	1593 65 17	64.4°	74.1°	
1.0	4.17 7.02	398 16 4	64.4°	74.1°	
1.5	6.26 10.53	177 7 2	64.4°	74.1°	
2.0	8.35 14.04	100 4 1	64.4°	74.1°	
2.5	10.44 17.55	64 3 1	64.4°	74.1°	
3.0	12.52 21.06	44 2 0	64.4°	74.1°	

Distance [m]      Cone diameter [m]      Illuminance [lx]

— C0/C180 (Half-peak divergence: 148.2°)  
— C90/C270 (Half-peak divergence: 128.8°)